




**UPPER FORK**



**PT20/25**

**2.0/2.5T Lithium Jack Pallet**

# Dual-purpose, unique and ingenious Smart touch screen, full of magical power




Electric lifting mode  
One-button lifting  
saves time and effort

**Dual-purpose  
lifting system**




Manual lifting mode  
Hand lifting when power is low  
Extend the usage time of a single charge



Sine wave drive  
Efficient and powerful handling  
8%-full load climbing  
Brushless and maintenance-free

**Dual-purpose  
drive system**



Exclusive patented gear-removing technology  
Manual/electric free switching  
Zero standby time, no delays

**OLED screen  
(Standard)**



Running time  
Battery power, fault code  
One-touch slow speed, easy to use  
Upright walking, no fear of narrow passages

**I-Touch Screen  
(Optional)**



2.5-inch HD screen  
Smart touch for easy operation  
More custom functions available

TIME	0.3	Hr
TRIP	0	km
BATTERY	95	%
SPEED	0.0	Km/h
EST.WT	0	Kg
NEXT		

Real-time vehicle status recording (working hours/  
mileage)  
Battery level display, clear at a glance  
Adjustable speed, fast or slow as you like  
Cargo weight estimation, safe handling

VNA	OFF
PASSWORD	OFF
SLOPE	1 %
MAX.SPEED	4.5 Km/h
FAULTCODE	
SET	
HOMEPAGE	

One-touch upright walking, no fear of narrow  
spaces  
Password setting, dedicated person and  
dedicated car  
Slope detection to ensure climbing safety

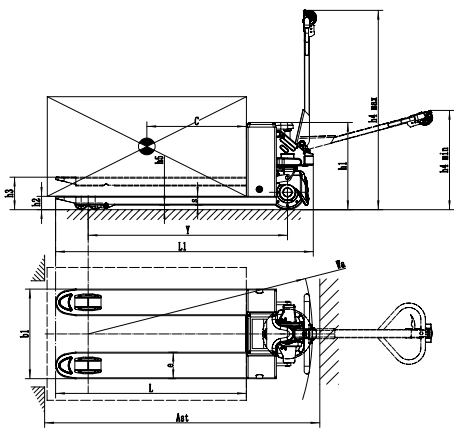
**Portable lithium battery**



48V15Ah ultra-large capacity  
Lithium iron phosphate battery, efficient and safe  
Full load endurance - 2-3 hours  
10 seconds quick change, 2-3 hours fast charge  
Can provide larger capacity battery

# PT20/25

## Lithium Jack Pallet Parameters and performance



1	Manufacturer		SHANGCHA	
2	Model		PT20	PT25
3	Drive		Electric/Manual	
4	Lifting		Electric/Manual	
5	Driving		Walking	
6	Load	Q	2000kg (4400lbs)	2500kg (5500lbs)
7	Load center	C	600mm (24")	
8	Wheelbase	Y	1202mm/1272mm (47.3"/50.1")	
9	Weight (including battery)		116/118kg (255/260lbs)	118.3/120.3kg (260/265lbs)
10	Overall height	h1	587mm (23.1")	
11	Fork height (lowered)	h2	80mm (3.15")	
12	Lifting height	h3	200mm (8")	
13	Handle height	h4	560mm-1280mm (22"-50.4")	
14	Ground clearance	h5	27mm (1.1")	
15	Overall length	L1	1546mm/1616mm (60.8"/63.6")	
16	Overall width	b1	540mm/680mm (21"/ 27")	
17	Fork size	L	1150mm/1220mm (45"/48")	
		S	52mm (2.05")	
		e	160mm (6.3")	
18	Minimum turning radius	Wa	1352mm/1422mm (53.2"/56")	
19	Pallet channel width, 1000x1200 pallet	AST	1980mm(78")	
20	Pallet channel width, 800x1200 pallet	AST	1880mm (74")	
21	Drive motor		0.75kW (Brushless)	
22	Travel speed (full load/empty load)		4.2/4.5km/h (2.6/2.8mph)	
23	Maximum climbing grade (full load/empty load)		8%/20%	
24	Brake type		Electromagnetic brake	
25	Lifting motor		0.65kW	
26	Controller		i50	
27	Battery type and capacity		48V/15Ah Lithium iron phosphate battery	
28	Charger		48V/5A	

The company reserves the right to change product design and specifications without prior notice.

## Transport Expert

- ▶ Manual and electric switching without downtime
- ▶ High-performance brushless motor, worry-free maintenance
- ▶ 8% climbing ability at full load, strong power
- ▶ 3-hour fast charging, 3-hour endurance, 2 batteries can work continuously
- ▶ Expandable intelligent touch control system, customizable to customer needs
- ▶ Pallet entry indicator line, Three-speed positioning, fast, accurate and stable loading and unloading



800mm/1000mm Pallet positioning mark



Strong and durable



Energy saving and environmental protection



Easy maintenance



High performance